

Steps to access your e-textbook

Click the link in LMS:

www.youre-textbooklink.com

There could be 3 scenarios to access the book:

1. I am a first time user

2. I have already activated the book

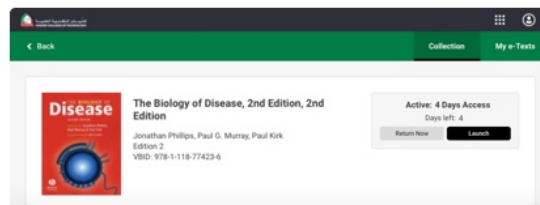
3. My book has reached to its access limit

1. I am a first time user

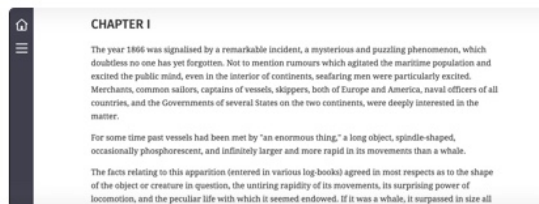
1 View details, choose your option and hit 'Activate' button to activate the book



2 Once activated, click the "Launch" button to read your book

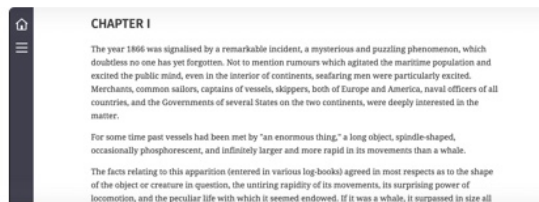


3 Launch the book and start reading in Bookshelf



2. I have already activated the book

Start reading the book in Bookshelf & make your notes & highlights



3. My book has reached to its access limit

If the book you would like to read has reached its access limit, you will need to check back later to activate when it becomes available again

