

**ALWAYS  
LEARNING**

# Disabling the Mozilla Firefox Pop-up Blocker

Pearson Middle East Technical Support

# Introduction

- Firefox features a pop-up blocker that can prevent new windows from opening. We recommend turning off all pop-up blockers while using Pearson web sites.
- Many toolbar add-ons (including Google and Yahoo toolbars) use pop-up blockers and may need to be disabled while you are using the site.

Please follow the instructions in the upcoming pages to be sure that new windows that open on Pearson web sites are not blocked.

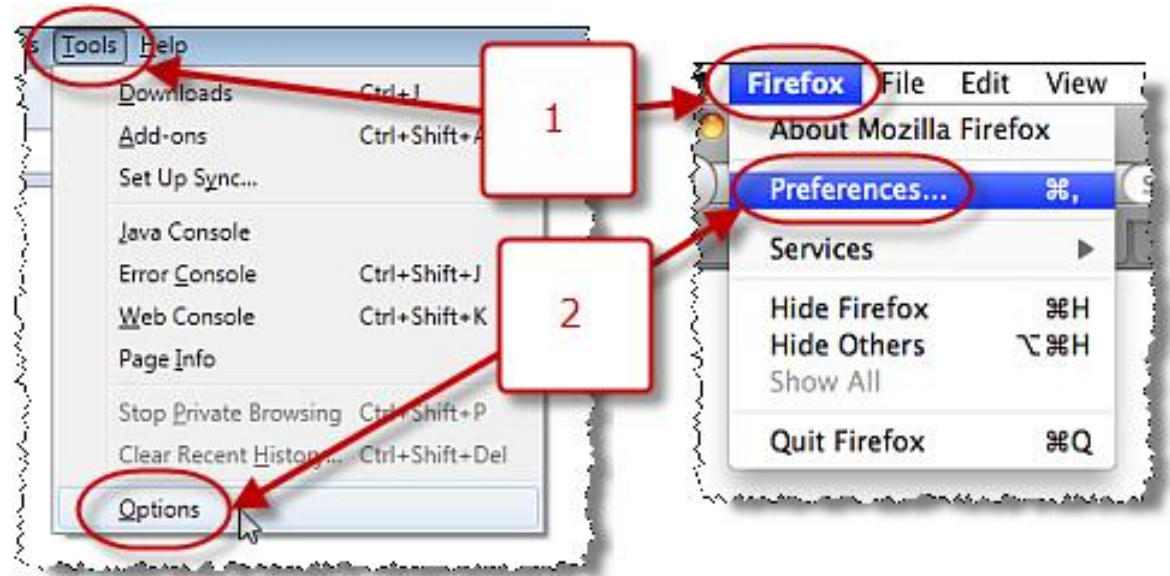
**Note:** *To access content after disabling or configuring your pop-up blocker you may need to refresh the web page.*

# Accessing the Mozilla Firefox Options Menu

**Step 1:** *In Windows:* Open Firefox and click **Tools** (if you do not see Tools, press the Alt key to show the menu bar)

*In Mac OS X:* Open Firefox and click **Firefox**

**Step 2:** *In Windows:* Click **Options**  
*In Mac OS X:* Click **Preferences...**

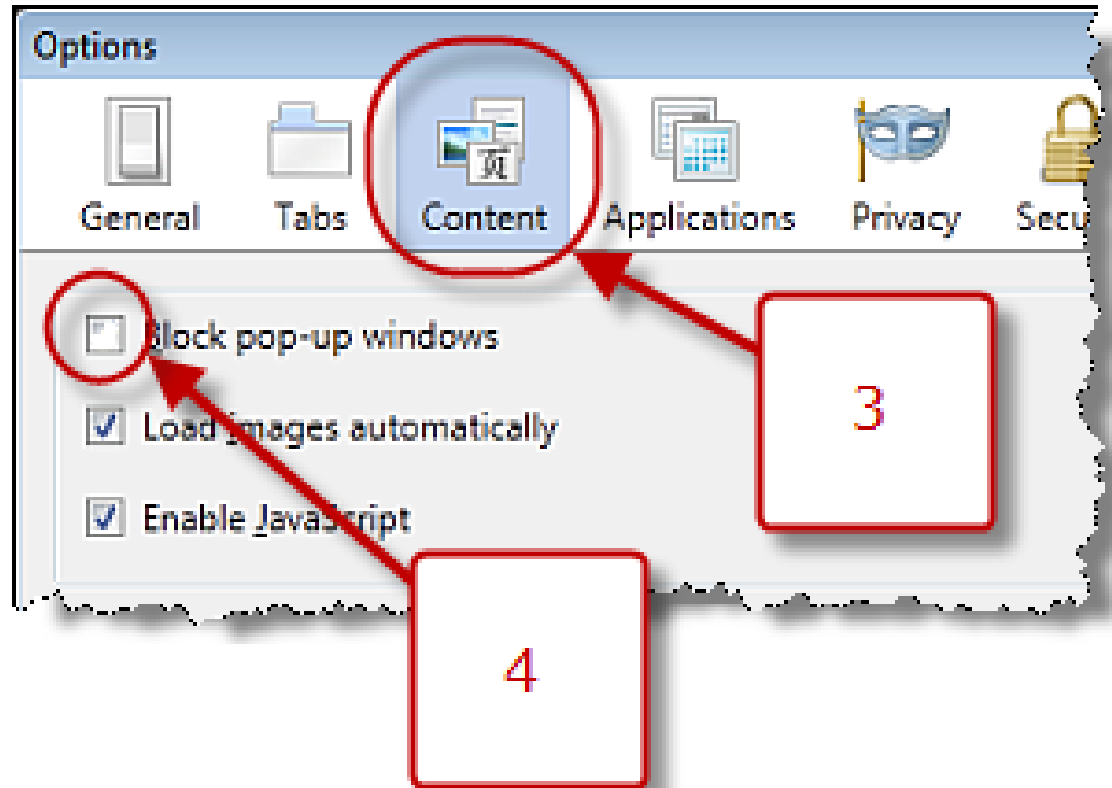


## Accessing the Content Menu

**Step 3:** Click the **Content** icon at the top of the Options window

**Step 4:** Uncheck the box beside "Block pop-up windows"

**Step 5:** Click **OK**



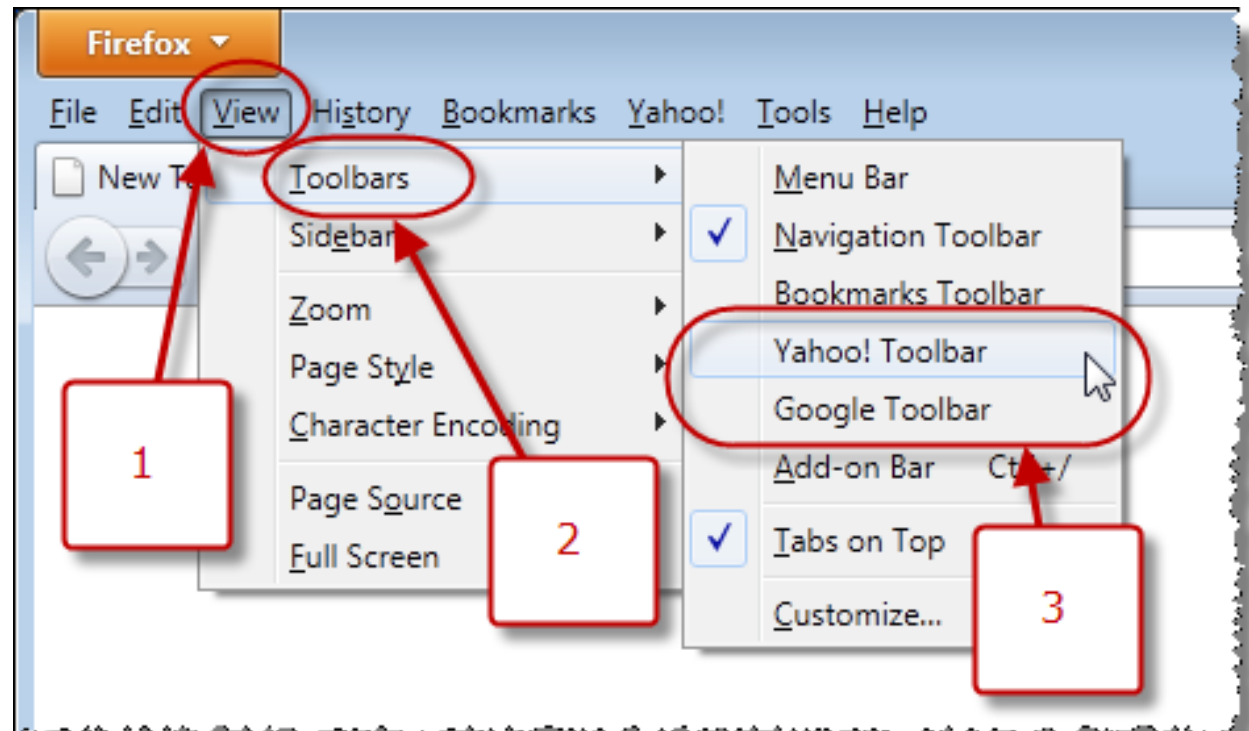
## Disabling Toolbar add-ons

Some add-ons can be disabled by following the instructions below:

**Step 1:** Open Firefox and click **View** (if you do not see View, press the Alt key to show the menu bar)

**Step 2:** In the View menu, click **Toolbars**

**Step 3:** Uncheck any toolbar that includes a pop-up blocker (such as Google Toolbar or Yahoo! Toolbar)



**Note:** The menu will close after each item you choose, so you will have to repeat these steps for each toolbar that includes a pop-up blocker.

**Thank  
you**